

Extract Outlook events to ReminderFox using Thunderbird .

Licence / Guarantee

The instruction is provided as it is without any guarantee:

This program is free software; you can redistribute it and/or modify it under the terms of the GNU General Public License as published by the Free Software Foundation; either version 2 of the License, or (at your option) any later version.

This program is distributed in the hope that it will be useful, but WITHOUT ANY WARRANTY; without even the implied warranty of MERCHANTABILITY or FITNESS FOR A PARTICULAR PURPOSE. See the GNU General Public License for more details.
<http://www.gnu.org/copyleft/gpl.html>

Background

Personal Information Management (PIM) like Contacts, Events, Todos are stored in the Microsoft Outlook Folders in a proprietary format.

Microsoft Outlook also has a function to forward single or multiple events in form of “attachments” with sending a message. This capability is used here to get the events stored in Microsoft Outlook moved over to ReminderFox.

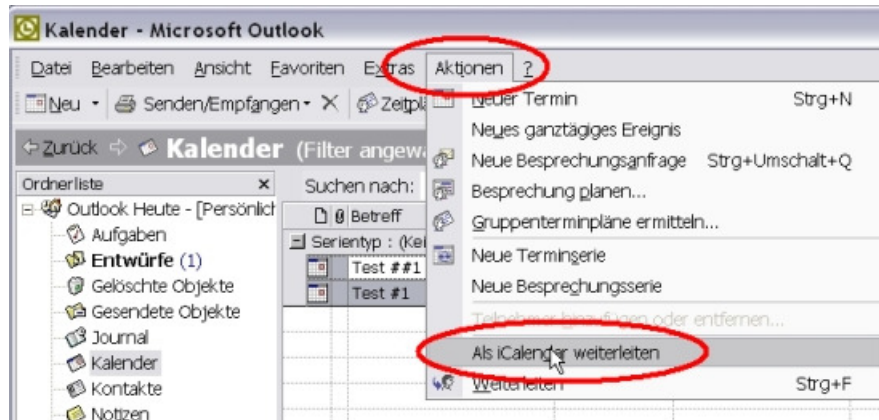
Version

The method described in this article is based on the ReminderFox version 1.9.9.1 with some additional modifications coming up with the next release. On an interim basis a pre-version [1] can be used.

[1] [reminderfox1.9.9.1_remote\(12-01\)_local\(20110102_0109\).xpi](#)

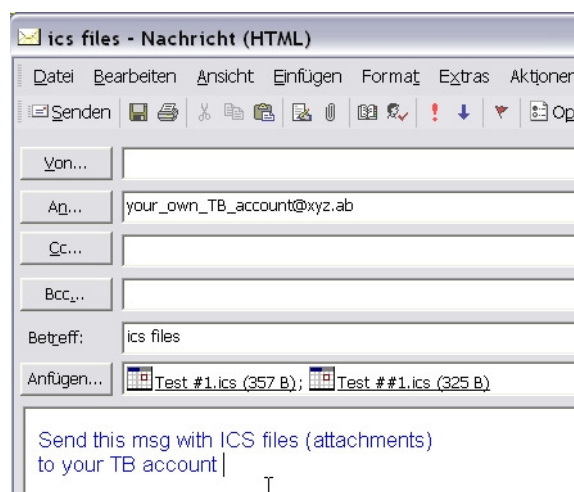
Use Outlook to forward events

Start Outlook and select the “Calendar” folder with a view to show the events in question.
Select all events which should be exported:



On the main menu select [Actions] and [Forward as iCalendar].

This will open a message compose window:



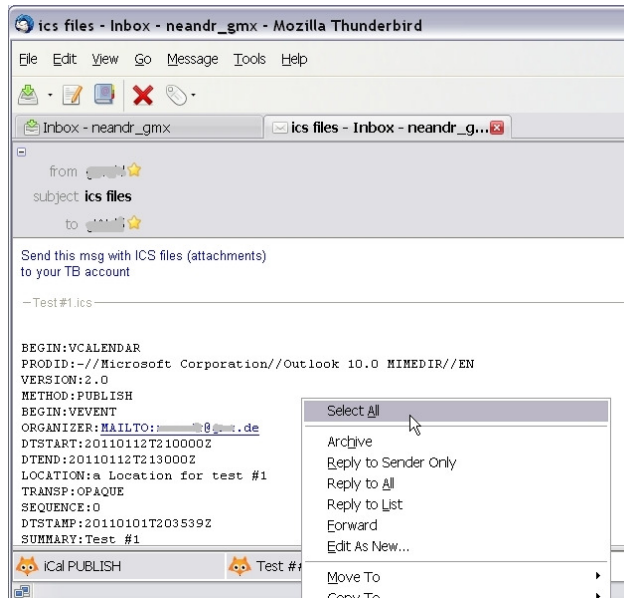
It contains an attachment for each of the selected events.

Complete the message with the “To .. “ address. This should be an account which is on Thunderbird (or Seamonkey or Postbox).

Send the message.

Receiving the message on Thunderbird account

To process all Outlook Calendar events at once, this method use the “Inline” display method.
(Inline mode: on Thunderbird main menu, select [View] --> [Display Attachments Inline])



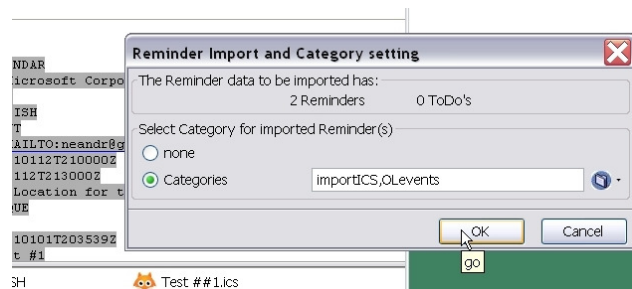
Open the message and on the message body use the context menu [Select All].

Position the cursor onto the greyed text and drag & drop it to the ReminderFox statusbar:



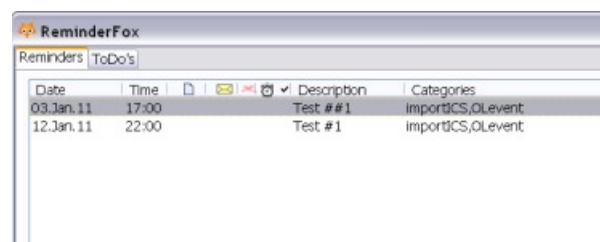
Releasing the mouse a dialog will be opened for importing the events stored in the attachments.

The dialog can be used to add specific “Category” item(s) to each of the events:



ReminderFox List

The OL-exported calendar events:



Note

Outlook (with some versions) will NOT add a unique Id to the events which isn't compliant to the standard (RFC). During the import, ReminderFox will fix that problem and add a random Id. This has the problem with multiple imports of those events. Other as with “Correct” events (with Id) which are not entered multiple times, this method can do multiple imports. In that case the user can delete those “duplicated” events from the ReminderFox list.